



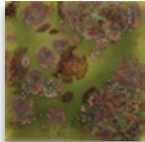



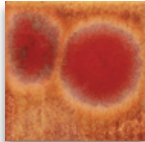












LOW-FIRE COMBO

EL-110 Mudslide

Cone 06



Technique was achieved by brushing on two (2) layers of base glaze (EL-110 Mudslide). Then apply two (2) layers of top glaze, letting glazes dry between coats.

  <p>CG-716 Pagoda Green</p> <p>over</p> <p>EL-110 Mudslide</p>	  <p>CG-965 Mocha Marble</p> <p>over</p> <p>EL-110 Mudslide</p>	  <p>CG-972 Dragon's Breath</p> <p>over</p> <p>EL-110 Mudslide</p>
  <p>CG-986 Smoke & Fire</p> <p>over</p> <p>EL-110 Mudslide</p>	  <p>S-2708 Oriental Carmel</p> <p>over</p> <p>EL-110 Mudslide</p>	  <p>S-2726 Cheetah</p> <p>over</p> <p>EL-110 Mudslide</p>
  <p>EL-101 Oyster Shell</p> <p>over</p> <p>EL-110 Mudslide</p>	  <p>EL-140 Toasted Almond</p> <p>over</p> <p>EL-110 Mudslide</p>	  <p>EL-145 Ginger Root</p> <p>over</p> <p>EL-110 Mudslide</p>

MB-1556 Textured Bud Vases shown are fired to Cone 06.