










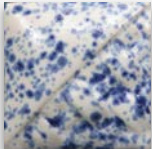
















STONEWARE COMBO

SW-129 Copper Float

Cone 6



Technique was achieved by brushing on two (2) layers of base glaze (SW-129 Copper Float). Then apply two (2) layers of top glaze, letting glazes dry between coats.

	 SW-116 Robin's Egg over SW-129 Copper Float		 SW-118 Sea Salt over SW-129 Copper Float		 SW-135 Wintergreen over SW-129 Copper Float
	 SW-152 Blue Splatterware over SW-129 Copper Float		 SW-164 Satin Patina over SW-129 Copper Float		 SW-201 Turquoise over SW-129 Copper Float
	 SW-204 Amber Topaz over SW-129 Copper Float		 SW-250 White Opal over SW-129 Copper Float		 SW-255 Gray Opal over SW-129 Copper Float
	 SW-401 Light Flux over SW-129 Copper Float		 SW-402 Dark Flux over SW-129 Copper Float		 SW-502 Yellow Gloss over SW-129 Copper Float

Vases shown are fired to Cone 6 on White Stoneware body.



MaycoColors.com





STONEWARE COMBO

SW-129 Copper Float

Cone 10 reduction



Technique was achieved by brushing on two (2) layers of base glaze (SW-129 Copper Float). Then apply two (2) layers of top glaze, letting glazes dry between coats.

	 SW-116 Robin's Egg over SW-129 Copper Float		 SW-118 Sea Salt over SW-129 Copper Float		 SW-135 Wintergreen over SW-129 Copper Float
	 SW-152 Blue Splatterware over SW-129 Copper Float		 SW-164 Satin Patina over SW-129 Copper Float		 SW-201 Turquoise over SW-129 Copper Float
	 SW-204 Amber Topaz over SW-129 Copper Float		 SW-250 White Opal over SW-129 Copper Float		 SW-255 Gray Opal over SW-129 Copper Float
	 SW-401 Light Flux over SW-129 Copper Float		 SW-402 Dark Flux over SW-129 Copper Float		 SW-502 Yellow Gloss over SW-129 Copper Float

Vases shown are fired to Cone 10 reduction on White Stoneware body.



MaycoColors.com

