

# How to Make a Dinnerware Set


## GR POTTERY FORMS



Pieces Included.




1. Compress Slab with Rib.



2. Drape Clay over Form.



3. Shape Slab to Form.



4. Cut Rim.



5. Make feet with Foot Maker.



6. Score.




7. Add water.



8. Attach Foot.



9. Clean foot with wood modelling tool.



10. Lift onto Spacer.



11. Press down outside edge with one finger.



12. Release from Form with one finger when stiff leather hard.



13. Wrasp edges.



14. Round edges with Rib.



15. Repeat.